



**Next Meeting: Thursday, November 19th, 2009
7:30 PM at the EAA 113 Aviation Center**

EAA Chapter 113
Mark Freeland
42636 Faulkner Drive
Novi, MI 48377

EAGLE'S PROPWASH

November 2009 Issue



CHAPTER 113

"The Backyard Eagles"

Mettetal Airport (1D2), Canton, Michigan



Something *FAST* taking shape.

Photo courtesy of Mike Scovel

Our Web Site: www.eaa113.org EAA113@yahoogroups.com
**Meetings: 7:30 p.m. the 3rd Thursday of each month at the
*EAA113 AVIATION EDUCATION CENTER!***

Member Services

President: Dave Buck (734) -4535375
Vice President: Jim Trick (248) 766-2092
Secretary: Bob Wagner (313) 274-8292
Treasurer: Grant Cook (734) 223-2688

Board of Directors:

Al Bosonetto David Forsman
 Pete Waters Bill Brown
 Mike Scovel Rick Titsworth
 Bob Skingley Tom Smith
 Joe Griffin Pat Charles
 John Maxfield Lou Lambert
 Barb Cook Sean Crooks
 Les Gallagher

Membership Committee:

-Roster: Mark Freeland (248) 624-9654
-Dues: Grant Cook (734) 223-2688

Technical Counselors:

Joe Hillebrand (480) 895-6314
 Randy Hebron (734) 326-7659
 Pete Waters (248) 437-4244
 Dan Valle (313)-539-9818

Flight Advisors:

John Maxfield (248) 348-1417
 Dan Valle (313)-539-9818

Scholarships: Howard Rundell (734) 658-7701

Library: Barb Cook (734) 277-3469

Young Eagles:

Dave James (734) 721-4213
 Debbie Forsman (734) 397-3452

Bald Eagles: Mark Freeland (248) 624-9654

Refreshments: Joe Griffin (734) 455-3107

Newsletter: Pat Charles (248) 978-3772

bittybipe@wideopenwest.com

Webmaster: Donna Monson

webmaster@eaal13.org

Aviation Center Management Committee:

Al Bosonetto (734) 261-5518
 Dave Buck (734) 453-5375
 Bill Brown (734) 420-2733
 Bob Skingley (734) 522-1456

Mission Statements Chapter

"EAA Chapter 113's major focus is on the relationships with people who have diverse aviation interests, centered around their love of flight, fellowship, learning and fun.

Chapter members have a passion for flying and are willing to share it with others.

Chapter 113 provides the opportunity for exchange of

information as well as the interaction that leads to friendships that last a lifetime."

Board

"The Board of Directors are to provide both advice and assistance to the chapter officers on an ongoing basis.

Calendar of Events

November 2009

Sunday	Monday	Tuesday	Wednesday	Thursday	Friday	Saturday
1	2	3 7p CAP Meeting	4 7p Midwest RC	5 7:30p Homebuilders Project Corner	6 7:30p Friday Night at the Movies	7 8:30a Breakfast at Coney
8	9	10 7p CAP Meeting	11 7:30p Ford Eagles	12 7p Airport Advisory Board Meeting	13	14 8:30a Breakfast at Coney
15	16	17 7p CAP Meeting	18	19 7:30p Chapter meeting	20	21 8:30a Breakfast at Coney 9a Young Eagles Flights 11a Chili Fly-in
22	23	24 12p EAA 113 Newsletter Deadline 7p CAP Meeting	25	26 Thanksgiving	27	28 8:30a Breakfast at Coney
29	30	1 7p CAP Meeting	2 7p Midwest RC	3 7:30p Homebuilders Project Corner	4 7:30p Friday Night at the Movies	5 8:30a Breakfast at Coney 9:30a EAA Board Meeting

FOR SALE!

Powered Parachute

2001 Harmening High Flyer Executive
Two-seater
65HP Two stroke, Fuel injected, Hirth Engine
Electric start, Three blade propeller
3 (yes THREE) hrs. Total Time: Airframe and Engine
Altimeter, CHT, EGT, Tiny Tach
Wheel pants, Open Trailer
Jim Trick
248-766-2092

Sonex kit #543 is up for sale!

#543 has the Jabiru 3300 engine mount, tail wheel, and dual controls. The aircraft is approximately 60% complete. It was purchased in 2004. There are many extras for the aircraft that were accumulated over the years that would be included. There are photos available Asking \$11,995.00. Please e-mail your questions to: ds48393@mac.com.
Dean Schenk

ZENITH-STOL CH 701 KIT

2-place, 5% complete, will crate
Pristine condition. Purchased in 2006.
All the Options including Czech firewall forward kit \$19,350.
Contact Bruce or Jim at (989) 683-0501 or (989) 751-7349.
OR on the web at:
Bdurocher@charterMI.Net
Inspections by appointment! –Bay City, Michigan

President's Podium



Dave Buck (734) 453-5375
dbuck19208@aol.com

On Saturday, November 21st the chapter is hosting Young Eagles flights at 9:30 AM followed by a *Chili Fly-in/Drive-in* from Noon to 3:00 PM. This is one of the last fly-in's of the year in Michigan and we are hoping for a crowd. We need lots of different varieties of chili, so be sure to bring a large pot of your favorite, or a desert to share. Also bring your family and invite some friends along...All are welcome. Check the chapter website for any last minute changes or additions.
www.eaa113.org .

The Chapter Christmas party is scheduled for December 17th at 6:30 PM, be sure to mark your calendars. This is a potluck event with the chapter supplying turkey and ham. We do need several chefs for the party to cook turkeys. If you are interested in helping with your culinary skills give me a call.

Don't forget *Friday Night at the Movies at EAA 113*. You will be sure to find airplanes, drama, comedy, romance, popcorn, and good friends. See you on the first Friday of the month at 7:30 PM. Doors open at 7:00. Movies will be shown from now till March 2010. Check the website monthly for movie details.

There is a space available in the chapter hangar for an aircraft. Cost is \$150 per month. Give me a call if interested.

Dave Buck

Paulson Aviation *Library*



Barb Cook (734) 223-2688
barb@armipay.com

We've received a book on the ancient history of aviation (pre-Wright Brothers that is).

Don Ruff gave us: Clive Hart's "Dream of Flight: Aeronautics from classical Times to the Renaissance." 629.1309 1

Joe Hillebrand donated Starr Smith's "Jimmy Stewart, Bomber Pilot" 940.54 4973 092

Be warned, that we have some voracious young reader/members who might grab these books first, if you don't hurry.

If you just want to browse the shelves for "History of Aviation" you might try 629.1309 or 387.7 - and always check the OVER (OVER-SIZE) shelf for these numbers too.


To find a book in the electronic (computer) catalog, on the "Librarian" computer, find the program "RESOURCE MATE-PATRON SERCH", type in a topic such as "history" or "aviation-airline" or "bomber pilot" or "pilot - bomber" and click the SUBJECT button on the screen. It will give you a listing of several books.

Book and video donations continue to arrive. Keep them coming-they're wonderful.


We've got 1900 items cataloged, and many more waiting. Almost half of our BOOKS now have digital barcodes, but the AV collection is still awaiting this.

Happy reading when you're not flying. Barb

Hey if you are currently building or thinking about building an experimental plane from plans or a kit and haven't had an opportunity to download the following two documents, I would encourage you to do so. For your convenience they will be posted on our website at www.eaa113.org.



Advisory Circular 20-27G Certification and Operation of Amateur-Built Aircraft and Related Products



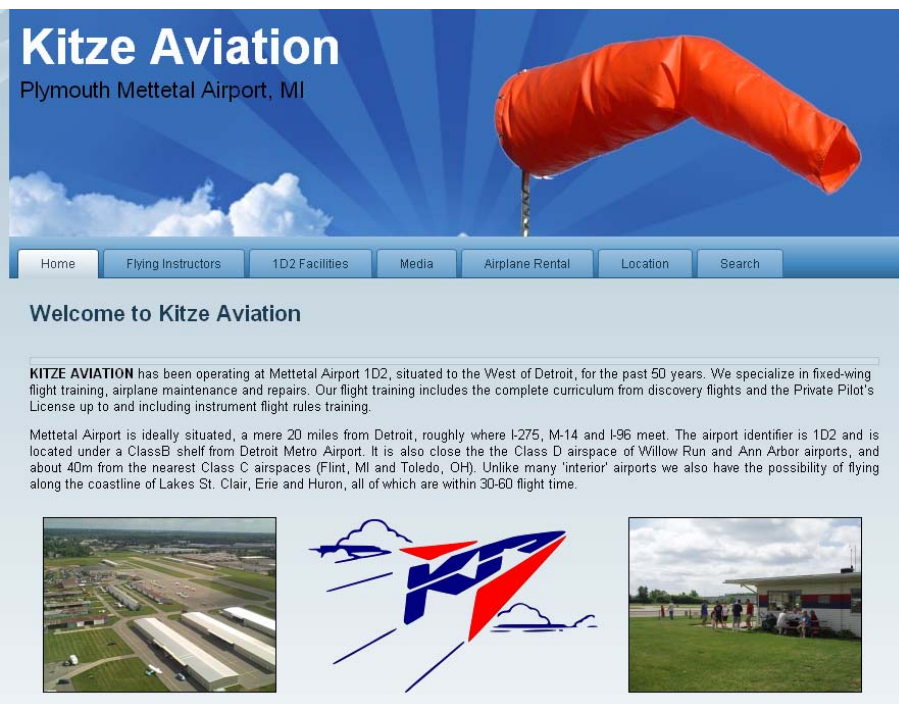
Airworthiness Certification of Aircraft and Related Products

Did you know?

Have you seen this! Al Bosonetto brought my attention that our home airport (1D2) Plymouth/Canton Mettetal has a live camera pointed at both ends of the runway so you can sit at home and experience all the action of being at the airport! Of course you wouldn't benefit from all the amenities we offer at our EAA113 Aviation Education Center. Check it out at:

<http://mettetal.com/>

It will open to the Kitz Aviation website and you can listen to the Unicom frequency Live and click on the media tab to access the live cameras and video of the airport.



Kitze Aviation
Plymouth Mettetal Airport, MI

Home Flying Instructors 1D2 Facilities Media Airplane Rental Location Search

Welcome to Kitz Aviation

KITZE AVIATION has been operating at Mettetal Airport 1D2, situated to the West of Detroit, for the past 50 years. We specialize in fixed-wing flight training, airplane maintenance and repairs. Our flight training includes the complete curriculum from discovery flights and the Private Pilot's License up to and including instrument flight rules training.

Mettetal Airport is ideally situated, a mere 20 miles from Detroit, roughly where I-275, M-14 and I-96 meet. The airport identifier is 1D2 and is located under a Class B shelf from Detroit Metro Airport. It is also close to the Class D airspace of Willow Run and Ann Arbor airports, and about 40m from the nearest Class C airspaces (Flint, MI and Toledo, OH). Unlike many 'interior' airports we also have the possibility of flying along the coastline of Lakes St. Clair, Erie and Huron, all of which are within 30-60 flight time.



**Pete Water's next project, a Draine Turbulent!
Full scale of course.**



Builders *Barn*

WHAT...AN AIRPLANE YOU CAN SIT IN, THIS TIME.....

By Pete Waters

That's how it all started. "Yes, I am going to build a new plane, not radio control, but one I can take you flying in." The answer to that was "No Way!"

So how does one decide what to build? Naturally, a two place because it's more "fun" to have company, yet, now on the verge of a third project, my choice is a single place. My reasons, well, I flew singly most of the time. The insurance is much less, with no liability needed for a passenger. The plane will be smaller and fit into storage easier. Be less costly to build. I also have various "stuff" left over from the previous two projects. PLUS I get to choose a design of my own desires.

The AVID came in a huge box, most of the welding done, and ribs made. It is mostly steel tube with wooden ribs, but costs kept rising as the longer I took to build it, around 2 years. Since then I have been "forced" to modify it and learn the new hobby of keeping it flying. Once I had a metal construction kit, as a boy, now I have a metal construction plane. It is still a great plane to fly, and I will be selling it soon.

My second plane, as I planned to have two all the time, (not a good idea) was a semi scale Nieuport 17. The construction was nearly all aluminum tubing and several thousand pop rivets. Very easy to build, once I had drawn the plans out full scale from the Reader's Digest type of a plans book. Again, I managed to keep the cost down by using Industrial Rustoleum as the finish color, over Poly Fiber. Also the engine was a converted VW.

It was NOT a fun plane to fly, except in calm weather. Also, the trouble of putting it on a trailer to go distant places, was a bust.

However, I have sweet memories, and the thing cost me around \$10,000 while the Avid got to around \$40,000.

Now what?

Being an ancient person on limited means I needed something different. Looking at past R/C models I came across a 1/5 scale model I built, and there was my daughter Cathy, pulling the pilot out of the cockpit, age 18 months. Now she is ...she's a lady.. And I picked that plane to build next.

It's a Druine Turbulent, a French Homebuilt, that is very popular in UK with the Flying Tiger group.

As I am a furniture maker, the wooden construction is a hit. Plywood and sticks again. It's a single place, low winged like a Spitfire or Hurricane????? And can use wheel barrow wheels.

The wooden construction appeals to me as I have the workshop tools and machines to produce it quickly. In fact, I plan to build the tail pieces, the ailerons and all ribs, plus the fuselage formers while in Florida this winter. I Shall make as much of the metal bracketry before I leave.

The engine? Well, looking around there is no conventional engine that's low priced. I am comfortable with the VW, and Anthony found one for me, out of a plane, very low cost. Heck, now if I can trade the wheel barrow wheels for something aeronautical, I will be ahead.

As for the covering, which can be moocha dollars, I can use uncertified polyester, but the filler coats,... well now I read that several have used good quality Latex household paint.

Hmmmmm Keep tuned to this spot on the dial.